

Fund objectives and investment policy

The Schroder Asian Income (the "Fund") aims to provide income and capital growth over the medium to longer term by investing primarily in Asian equities (including real estate investment trusts) and Asian fixed income securities.

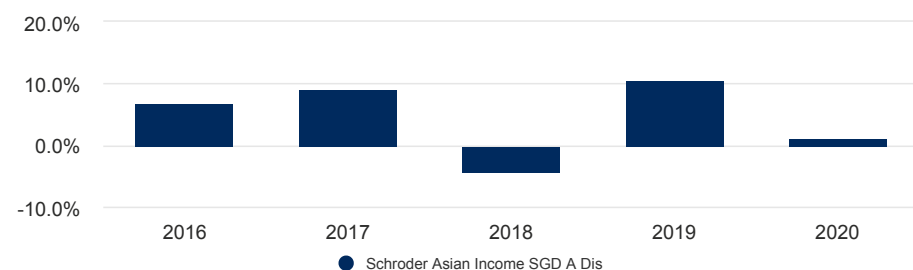
This fund may use financial derivative instruments as a part of the investment process. Derivatives carry a high degree of risk and should only be considered by sophisticated investors.

Past Performance is not a guide to future performance and may not be repeated. The value of investments and the income from them may go down as well as up and investors may not get back the amounts originally invested. Exchange rate changes may cause the value of any overseas investments to rise or fall.

Share class performance (%)

Performance (%)	1 month	3 months	6 months	YTD	1 year	3 years p.a.	5 years p.a.	10 years p.a.
Fund (bid to bid)	-0.1	-2.2	-2.2	3.7	7.6	4.8	3.9	6.3
Fund (offer to bid)	-5.1	-7.1	-7.1	-1.5	2.2	3.0	2.9	5.7

Performance over 5 years (%)



Past performance and any forecasts are not necessarily a guide to the future or likely performance.

The value of investments and income from them can go down as well as up and is not guaranteed. Returns of more than 1 year are annualised. The distributions are not guaranteed and might be changed at the Manager's discretion in accordance with the Trust Deed. Ordinarily, they will be reviewed annually. In the event of the Fund's income and realised gains being less than indicated distribution amount per unit per annum, distributions will be made from capital, subject to trustee approval. Investors should be aware that the distributions may exceed the income and realised gains of the Fund at times and lead to a reduction of the amount originally invested, depending on the date of initial investment. Where 'since inception' performance figures are stated, please note that the inception date is the same as the share class launch date under 'Fund Facts'. The performance returns shown above are calculated based on the NAV after dilution adjustments (if any) have been applied.

Ratings and accreditation



Please refer to the Source and ratings information section for details on the icons shown above.

Fund facts

Fund manager	Asia Multi-Asset team led by Keiko Kondo
Fund management company	Schroder Investment Management (Singapore) Ltd
Domicile	Singapore
Fund launch date	21.10.2011
Share class launch date	21.10.2011
Fund base currency	SGD
Share class currency	SGD
Fund size (Million)	SGD 4,719.25
Unit NAV	SGD 1.0690
Dealing frequency	Daily
Distribution rate	Variable
Distribution frequency	Monthly
Subscription mode	Cash/SRS

Fees & expenses

Initial sales charge up to	5.00%
Annual management fee	1.25%
Redemption fee	0.00%

Purchase details

Minimum initial subscription	SGD 1,000
------------------------------	-----------

Codes

ISIN	SG9999007991
Bloomberg	SCHASIN SP

Return of SGD 10,000



Risk statistics & financial ratios

	Fund
Annual volatility (%) (3y)	9.6
Sharpe ratio (3y)	0.5

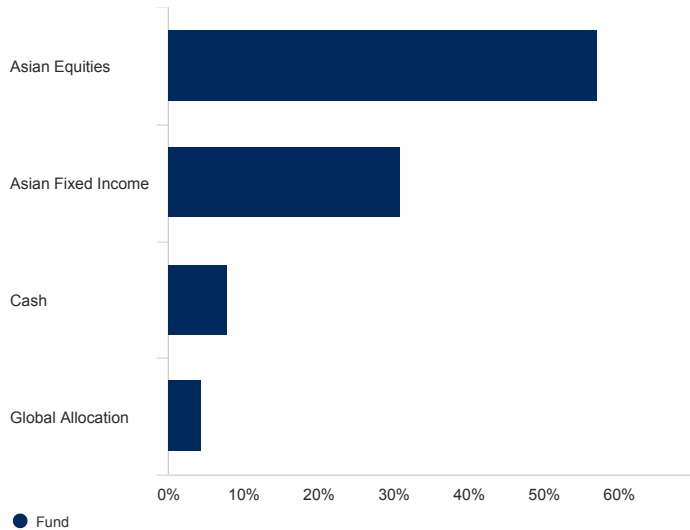
Source: Morningstar. The above ratios are based on bid to bid price based performance data.

The chart is for illustrative purposes only and does not reflect an actual return on any investment.

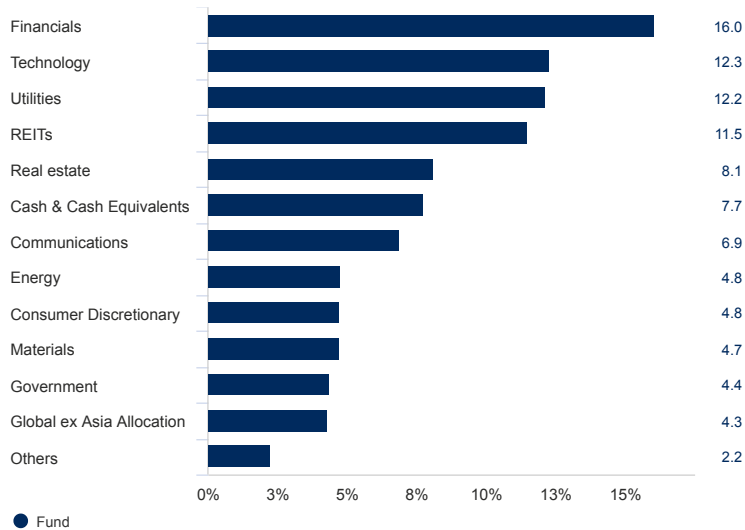
Returns are calculated bid to bid (which means performance does not include the effect of any initial charges), net income reinvested, net of fees.

Asset allocation

Asset class (%)



Sector (%)



Geographical breakdown (%)

Asset Type	Equities	Fixed Income	Total
China	8.2	12.4	20.6
Hong Kong	7.5	4.6	12.2
Australia	9.2	1.2	10.3
India	6.5	3.4	9.9
Singapore	6.5	1.6	8.1
Taiwan	7.2	0.6	7.8
Korea	6.3	0.8	7.2
Indonesia	0.1	4.6	4.8
Global ex Asia Allocation	0.0	0.0	4.3
Philippines	0.0	2.2	2.2
Thailand	0.6	1.3	1.9
Others	4.9	-1.9	3.0
Cash & Cash Equivalents	0.0	0.0	7.7
Total	57.1	30.8	100.0

Top 5 equity (%)

Holding name	%
SAMSUNG ELECTRONICS LTD	2.4
AUSNET SERVICES LTD	2.2
NOVATEK MICROELECTRONICS CORP	2.0
HK ELECTRIC INVESTMENTS UNITS LTD	1.9
TAIWAN SEMICONDUCTOR MANUFACTURING	1.5

Top 5 fixed income (%)

Holding name	%
PERUSAHAAN PENERBIT SURAT BERTAHAGA RegS 4.450% 20/02/29	0.6
SIAM COMMERCIAL BANK PUBLIC COMPAN RegS 4.400% 11/02/29	0.4
CDBL FUNDING 1 RegS 4.250% 02/12/24	0.4
SCENTRE GROUP TRUST 2 RegS 4.750% 24/09/80	0.3
INDONESIA (REPUBLIC OF) 2.850% 14/02/30	0.3

Source: Schroders. Top holdings and asset allocation are at fund level. The "Others" asset type may include equity and fixed income futures, if held by the fund. The total holding of 100% can be derived by adding Equities, Fixed Income, Global Ex Asia Allocation along with Cash & Cash Equivalents.

Contact information

Schroder Investment Management (Singapore) Ltd
138 Market Street
#23-01 Capitagreen
Singapore
048946
Tel: +65 6534 4288
Fax: +65 6536 6626

For your security, all telephone calls are recorded
Schroders Reg No 199201080H

Source and ratings information

Source of all performance data, unless otherwise stated: Morningstar, bid to bid, net income reinvested, net of fees.

Morningstar Rating: © Morningstar 2021. All Rights Reserved. The information contained herein: (1) is proprietary to Morningstar and/or its content providers; (2) may not be copied or distributed; and (3) is not warranted to be accurate, complete or timely. Neither Morningstar nor its content providers are responsible for any damages or losses arising from any use of this information. Past performance is no guarantee of future results.

Important information

This advertisement or publication has not been reviewed by the Monetary Authority of Singapore.

The information contained herein is provided for information purposes only and does not constitute an offer to sell or the solicitation of an offer to buy units/shares in the Fund. No representations or warranties are given as to the reliability, accuracy and completeness of the information. The information contained herein is subject to change without notice. As a result, you should check the accuracy of such information before relying on it. Schroders (and its officers or employees) accepts no liability for any damage or loss, including loss of profit, whether direct, indirect or consequential in respect of the use or reliance of any information contained herein and whether arising as a result of Schroders' negligence or otherwise.

Nothing herein constitutes investment advice or recommendation in respect of the purchase of or switching of units in the Fund. The information herein was prepared without regard to the specific objectives, financial situation or needs of any particular person who may receive it. The information contained herein should not be relied upon when making investment decisions. You should seek independent financial, legal or tax advice before making any investment decisions. A copy of the prospectus or offering document is available and may be obtained from Schroder Investment Management (Singapore) Ltd and its appointed distributors. Investors should read the prospectus/offering document before deciding to invest. The value of units/shares and the income from them may fall as well as rise. Past performance figures, and any economic and market trends or forecast, are not necessarily indicative of future performance of the Fund. An investment in the Fund is subject to investment risks, including the possible loss of the principal amount invested. Units/shares in the Fund are not obligations of, deposits in, or guaranteed by, Schroders or any of its affiliates.

In case of discrepancy between the English and Chinese versions, the English version shall prevail.

Third party data is owned or licensed by the data provider and may not be reproduced or extracted and used for any other purpose without the data provider's consent. Third party data is provided without any warranties of any kind. The data provider and issuer of the document shall have no liability in connection with the third party data. The Prospectus and/or www.schroders.com contains additional disclaimers which apply to the third party data.