

# Allianz European Equity Dividend

Allianz Global Investors Fund  
AT / AM

**Allianz**   
Global Investors



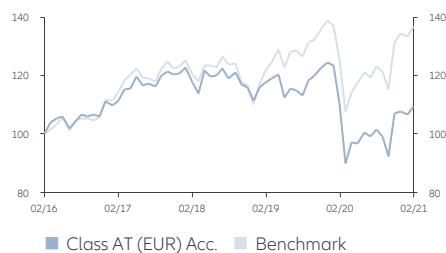
Overall Morningstar Rating™ Morningstar Sustainability Rating™

## Investment Objective

The Fund aims at long-term capital growth by investing in companies of European equity markets that are expected to achieve sustainable dividend returns.

## Performance Overview

### Indexed Performance over 5 Years (Bid-Bid)

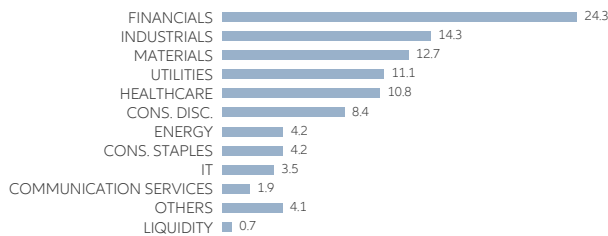


Performance History	Year to Date	1 Month	3 Months	6 Months	1 Year	3 Years (p.a.)	5 Years (p.a.)	Since Inception (p.a.)
Bid-Bid (%)	1.71	2.62	2.38	7.84	-1.01	-2.41	1.81	8.06
Offer-Bid <sup>3</sup> (%)	-3.37	-2.51	-2.74	2.45	-5.96	-4.06	0.77	7.60
Benchmark (%)	1.77	2.54	4.18	11.17	8.87	4.33	6.46	10.38

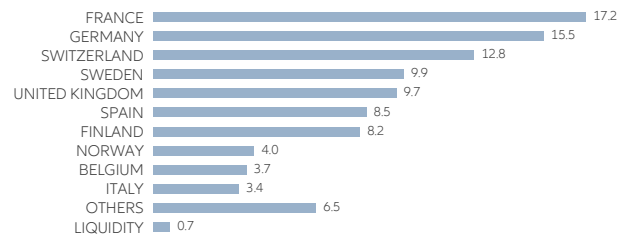
Risk / Return Ratios	3 Years	5 Years
Sharpe Ratio	-0.21	0.04
Volatility	18.78%	15.43%
Tracking Error	5.37%	4.90%
Information Ratio	-1.25	-0.95

## Portfolio Analysis

### Sector Allocation (%)



### Country/Location Allocation (%)



Top 10 Holdings (Country/Location) <sup>4</sup>	Sector	%
NOVARTIS AG-REG (CH)	HEALTHCARE	4.3
TOTAL SE (FR)	ENERGY	4.2
ALLIANZ SE-REG (DE)	FINANCIALS	4.0
MUENCHENER RUECKVER AG-REG (DE)	FINANCIALS	3.5
ENEL SPA (IT)	UTILITIES	3.4
STOREBRAND ASA (NO)	FINANCIALS	3.4
IBERDROLA SA (ES)	UTILITIES	3.4
UPM-KYMMENE OYJ (FI)	MATERIALS	3.1
FORTUM OYJ (FI)	UTILITIES	3.0
SANOFI (FR)	HEALTHCARE	2.9
<b>Total</b>		<b>35.2</b>

Dividend History	Dividend / Share	Annualised Dividend Yield <sup>5</sup>	Ex-Dividend Date
Class AM (EUR) Dis.	EUR 0.03750	5.15%	15/02/2021
Class AM (H2-AUD) Dis.	AUD 0.04200	6.06%	15/02/2021
Class AM (H2-GBP) Dis.	GBP 0.03703	6.16%	15/02/2021
Class AM (H2-HKD) Dis.	HKD 0.04275	5.91%	15/02/2021
Class AM (H2-RMB) Dis.	CNY 0.05365	8.58%	15/02/2021
Class AM (H2-SGD) Dis.	SGD 0.03708	5.79%	15/02/2021
Class AM (H2-USD) Dis.	USD 0.04307	5.91%	15/02/2021

Past payout yields do not represent future payout yields and payments. Historical payments may comprise of distributable income or capital, or both (for further details, please refer to our website).

## Fund Details

	Class AT (EUR) Acc.	Class AM (EUR) Dis.	Class AM (H2-AUD) Dis.	Class AM (H2-GBP) Dis.	Class AM (H2-HKD) Dis.	Class AM (H2-RMB) Dis.	Class AM (H2-SGD) Dis.	Class AM (H2-USD) Dis.
Benchmark	MSCI Europe Total Return (Net)							
Fund Manager	Joerg de Vries-Hippen, Gregor Rudolph-Dengel							
Fund Size <sup>6</sup>	EUR 1,738.04m							
Base Currency	EUR							
Number of Holdings	50							
Initial Fee	Up to 5%	Up to 5%	Up to 5%	Up to 5%	Up to 5%	Up to 5%	Up to 5%	Up to 5%
Eligible Investment Scheme <sup>7</sup>	SRS	SRS	SRS	SRS	SRS	SRS	SRS	SRS
All-in-Fee <sup>8</sup>	1.80% p.a.	1.80% p.a.	1.80% p.a.	1.80% p.a.	1.80% p.a.	1.80% p.a.	1.80% p.a.	1.80% p.a.
Total Expense Ratio <sup>9</sup>	1.83%	1.83%	1.83%	1.83%	1.83%	1.83%	1.83%	1.83%
Unit NAV	EUR 252.98	EUR 8.86	AUD 8.47	GBP 7.35	HKD 8.82	CNY 7.72	SGD 7.81	USD 8.89
Inception Date	10/03/2009	02/10/2013	02/10/2013	16/10/2017	02/10/2013	18/02/2014	14/04/2014	02/10/2013
Dividend Frequency	N/A	Monthly	Monthly	Monthly	Monthly	Monthly	Monthly	Monthly
ISIN Code	LU0414045822	LU0971552913	LU0971552756	LU1670757035	LU0971552830	LU1015033050	LU1046248800	LU0971552673
Bloomberg Ticker	ARCMEAT LX	AEAMRIE LX	AEAMH2H LX	ALEANHG LX	AEAH2HK LX	ALEH2CNLX	ALEAMHS LX	AEAH2US LX
<b>Cumulative Returns (%)</b>								
Year to Date	1.71	1.76	1.70	1.83	1.77	2.04	1.85	1.76
1 Year	-1.01	-0.95	-2.44	-1.52	0.47	1.87	-0.60	0.45
3 Years	-7.06	-7.01	-4.62	-5.75	-1.76	2.19	-2.85	-0.50
5 Years	9.39	9.44	17.60	-	18.37	29.92	17.53	21.18
Since Inception	152.98	24.75	39.37	-7.95	33.69	41.75	22.04	37.13
<b>Annualised Returns (%)</b>								
3 Years (p.a.)	-2.41	-2.39	-1.56	-1.96	-0.59	0.72	-0.96	-0.17
5 Years (p.a.)	1.81	1.82	3.30	-	3.43	5.37	3.28	3.92
Since Inception (p.a.)	8.06	3.03	4.58	-2.43	4.00	5.09	2.94	4.35

Source: All fund data quoted are Allianz Global Investors/IDS GmbH/Morningstar, as at 28/02/2021, unless stated otherwise.

Fund performance is calculated in the respective fund currency with gross dividends re-invested. Investment returns are denominated in the respective base currency. SGD based investors are exposed to non-SGD foreign exchange fluctuations.

- 1) Source: Morningstar, as at 31/01/2021. Copyright © 2021 Morningstar Asia Limited ("Morningstar"). All Rights Reserved. The information contained herein: (1) is proprietary to Morningstar and/or its content providers; (2) may not be copied or distributed; and (3) is not warranted to be accurate, complete or timely. Neither Morningstar nor its content providers are responsible for any damages or losses arising from any use of this information. Past performance is no guarantee of future results.
- 2) Morningstar Sustainability Rating is analyzed out of Europe Equity Large Cap funds as of 31/01/2021 and based on 96% of the Fund's AUM. Data is based on long positions only. Historical Sustainability Score as of 31/01/2021. Sustainability Rating as of 31/01/2021. Sustainalytics provides company-level analysis used in the calculation of Morningstar's Sustainability Score.
- 3) "Offer-Bid" performance data takes into account 5.00% of the initial fee of the investment.
- 4) The information is provided for illustrative purposes only to demonstrate the Fund's investment strategy, it should not be considered a recommendation to purchase or sell any particular security or strategy or an investment advice. There is no assurance that any securities discussed herein will remain in the Fund at the time you receive this document. Past performance is not indicative of future results. While best efforts are used in compiling the information, Allianz Global Investors and its affiliated entities expressly assumes no warranty of any kind, actual or implied, for the accuracy, completeness and timeliness of the information.
- 5) Annualised Dividend Yield =  $[(1 + \text{Dividend Per Share} / \text{Ex-Dividend Date NAV})^{12} - 1] \times 100$ . The annualised dividend yield is calculated based on the latest dividend distribution with dividend reinvested, and may be higher or lower than the actual annual dividend yield. Positive distribution yield does not imply positive return. Dividend is not guaranteed. Historical dividend yield is not indicative of future dividend payouts.
- 6) The Fund size quoted includes all share classes of the Fund.
- 7) Investment using Supplementary Retirement Scheme ("SRS") monies is only applicable to investors in Singapore.
- 8) The All-in-Fee includes the expenses previously called management and administration fees.
- 9) Total Expense Ratio (TER): Total cost (except transaction costs) charged to the Fund during the last financial year expressed as a ratio of the Fund's average NAV. For share classes that have been incepted for less than one year as at close of the last financial year (please refer to the Inception Date in the Fund Details table), the TER will be annualised. For share classes incepted after the close of the last financial year, the TER will be reflected as N/A.

Information herein is based on sources we believe to be accurate and reliable as at the date it was made. We reserve the right to revise any information herein at any time without notice. No offer or solicitation to buy or sell securities and no investment advice or recommendation is made herein. In making investment decisions, investors should not rely solely on this publication but should seek independent professional advice. However, if you choose not to seek professional advice, you should consider the suitability of the product for yourself. Past performance of the fund manager(s) and the fund is not indicative of future performance. Prices of units in the Fund and the income from them, if any, may fall as well as rise and cannot be guaranteed. Distribution payments of the Fund, where applicable, may at the sole discretion of the Manager, be made out of either income and/or net capital gains or capital of the Fund. As a result, it may reduce the Fund's net asset value. The dividend yields and payouts are not guaranteed and might change depending on the market conditions or at the Manager's discretion. Investment involves risks including the possible loss of principal amount invested and risks associated with investment in emerging and less developed markets. The Fund may invest in financial derivative instruments and/or structured products and be subject to various risks (including counterparty, liquidity, credit and market risks etc.). Past performance, or any prediction, projection or forecast, is not indicative of future performance. Investors should read the Prospectus obtainable from Allianz Global Investors Singapore Limited or any of its appointed distributors for further details including the risk factors, before investing. This publication has not been reviewed by the Monetary Authority of Singapore (MAS). MAS authorization/recognition is not a recommendation or endorsement. The issuer of this publication is Allianz Global Investors Singapore Limited (79 Robinson Road, #09-03, Singapore 068897, Company Registration No. 199907169Z).