

Allianz Europe Equity Growth

Allianz Global Investors Fund
AT / A

Allianz 
Global Investors



Overall Morningstar Rating™



Morningstar Sustainability Rating™



The Edge-Lipper Singapore Fund Awards 2013, Best Fund over Three & Five Years - Equity Europe, Class AT (EUR)³



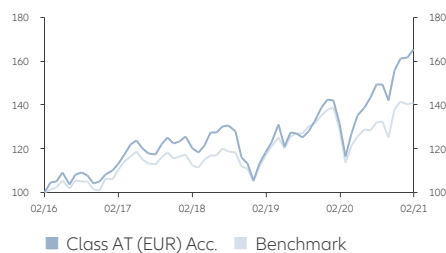
The Edge-Lipper Singapore Fund Awards 2012, Best Fund over Three & Five Years - Equity Europe, Class AT (EUR)⁴

Investment Objective

The Fund aims at long-term capital growth by investing in equity markets in Europe with a focus on growth stocks.

Performance Overview

Indexed Performance over 5 Years (Bid-Bid)

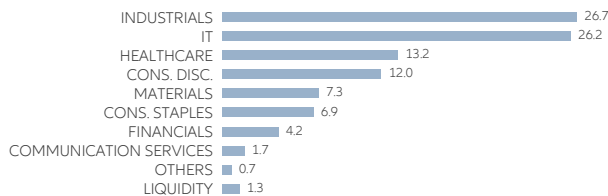


Performance History	Year to Date	1 Month	3 Months	6 Months	1 Year	3 Years (p.a.)	5 Years (p.a.)	Since Inception (p.a.)
Bid-Bid (%)	2.56	2.23	5.99	10.58	25.84	11.22	10.56	9.10
Offer-Bid ⁵ (%)	-2.57	-2.88	0.69	5.05	19.55	9.34	9.44	8.71
Benchmark (%)	-0.42	0.56	2.46	6.86	9.71	7.89	7.12	4.76

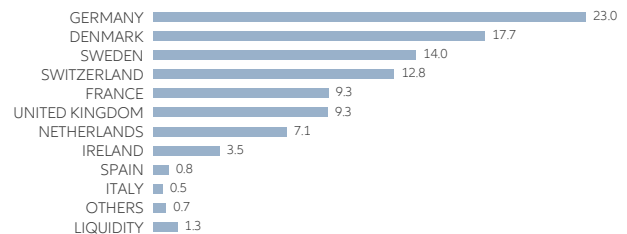
Risk / Return Ratios	3 Years	5 Years
Sharpe Ratio	0.56	0.63
Volatility	17.36%	14.80%
Tracking Error	6.02%	5.32%
Information Ratio	0.55	0.65

Portfolio Analysis

Sector Allocation (%)



Country/Location Allocation (%)



Top 10 Holdings (Country/Location) ⁶	Sector	%
ASML HOLDING NV (NL)	IT	7.1
INFINEON TECHNOLOGIES AG (DE)	IT	5.6
DSV PANALPINA A/S (DK)	INDUSTRIALS	5.0
SIKA AG-REG (CH)	MATERIALS	4.2
NOVO NORDISK A/S-B (DK)	HEALTHCARE	3.9
AMBU A/S-B (DK)	HEALTHCARE	3.7
SAP SE (DE)	IT	3.5
ZALANDO SE (DE)	CONS. DISC.	3.3
ADIDAS AG (DE)	CONS. DISC.	3.2
PARTNERS GROUP HOLDING AG (CH)	FINANCIALS	3.2
Total		42.7

Dividend History	Dividend / Share	Annualised Dividend Yield ⁷	Ex-Dividend Date
Class A	GBP 0.03114	0.01%	15/12/2017
(GBP) Dis.	GBP 0.50567	0.20%	15/12/2016
	GBP 0.03571	0.02%	15/12/2015
	GBP 0.00000	0.00%	30/09/2014

Past payout yields do not represent future payout yields and payments. Historical payments may comprise of distributable income or capital, or both (for further details, please refer to our website).

Fund Details

	Class AT (EUR) Acc.	Class AT (H2-USD) Acc.	Class AT (H2-SGD) Acc.	Class A (GBP) Dis.
Benchmark	S&P Europe LargeMidCap Growth Net Total Return			
Fund Manager	Thorsten Winkelmann, Robert Hofmann			
Fund Size ⁸	EUR 6,907.01m			
Base Currency	EUR			
Number of Holdings	53			
Initial Fee	Up to 5%	Up to 5%	Up to 5%	Up to 5%
Eligible Investment Scheme ⁹	SRS	SRS	SRS	SRS
All-in-Fee ¹⁰	1.80% p.a.	1.80% p.a.	1.80% p.a.	1.80% p.a.
Total Expense Ratio ¹¹	1.85%	1.84%	1.84%	1.84%
Unit NAV	EUR 349.49	USD 24.10	SGD 24.62	GBP 416.11
Inception Date	16/10/2006	06/12/2012	01/10/2012	03/08/2009
Dividend Frequency	N/A	N/A	N/A	Annually
ISIN Code	LU0256839274	LU0857590862	LU0827474353	LU0264555375
Bloomberg Ticker	RCMEGAT LX	RCMEATU LX	RCMEH2S LX	RCMESAT LX
Cumulative Returns (%)				
Year to Date	2.56	2.68	2.58	-0.78
1 Year	25.84	27.92	26.58	27.95
3 Years	37.59	47.22	43.64	35.99
5 Years	65.21	82.16	77.25	82.81
Since Inception	249.49	141.00	146.20	322.63
Annualised Returns (%)				
3 Years (p.a.)	11.22	13.76	12.83	10.79
5 Years (p.a.)	10.56	12.75	12.13	12.83
Since Inception (p.a.)	9.10	11.28	11.31	13.26

Source: All fund data quoted are Allianz Global Investors/IDS GmbH/Morningstar, as at 28/02/2021, unless stated otherwise.

Fund performance is calculated in the respective fund currency with gross dividends re-invested. Investment returns are denominated in the respective base currency. SGD based investors are exposed to non-SGD foreign exchange fluctuations.

- 1) Source: Morningstar, as at 31/01/2021. Copyright © 2021 Morningstar Asia Limited ("Morningstar"). All Rights Reserved. The information contained herein: (1) is proprietary to Morningstar and/or its content providers; (2) may not be copied or distributed; and (3) is not warranted to be accurate, complete or timely. Neither Morningstar nor its content providers are responsible for any damages or losses arising from any use of this information. Past performance is no guarantee of future results.
- 2) Morningstar Sustainability Rating is analyzed out of Europe Equity Large Cap funds as of 31/01/2021 and based on 100% of the Fund's AUM. Data is based on long positions only. Historical Sustainability Score as of 31/01/2021. Sustainability Rating as of 31/01/2021. Sustainalytics provides company-level analysis used in the calculation of Morningstar's Sustainability Score.
- 3) Based on fund performance till 31/12/2012.
- 4) Based on fund performance till 31/12/2011.
- 5) "Offer-Bid" performance data takes into account 5.00% of the initial fee of the investment.
- 6) The information is provided for illustrative purposes only to demonstrate the Fund's investment strategy, it should not be considered a recommendation to purchase or sell any particular security or strategy or an investment advice. There is no assurance that any securities discussed herein will remain in the Fund at the time you receive this document. Past performance is not indicative of future results. While best efforts are used in compiling the information, Allianz Global Investors and its affiliated entities expressly assumes no warranty of any kind, actual or implied, for the accuracy, completeness and timeliness of the information.
- 7) Annualised Dividend Yield = Dividend Per Share / Ex-Dividend Date NAV
- 8) The Fund size quoted includes all share classes of the Fund.
- 9) Investment using Supplementary Retirement Scheme ("SRS") monies is only applicable to investors in Singapore.
- 10) The All-in-Fee includes the expenses previously called management and administration fees.
- 11) Total Expense Ratio (TER): Total cost (except transaction costs) charged to the Fund during the last financial year expressed as a ratio of the Fund's average NAV. For share classes that have been incepted for less than one year as at close of the last financial year (please refer to the Inception Date in the Fund Details table), the TER will be annualised. For share classes incepted after the close of the last financial year, the TER will be reflected as N/A.

Information herein is based on sources we believe to be accurate and reliable as at the date it was made. We reserve the right to revise any information herein at any time without notice. No offer or solicitation to buy or sell securities and no investment advice or recommendation is made herein. In making investment decisions, investors should not rely solely on this publication but should seek independent professional advice. However, if you choose not to seek professional advice, you should consider the suitability of the product for yourself. Past performance of the fund manager(s) and the fund is not indicative of future performance. Prices of units in the Fund and the income from them, if any, may fall as well as rise and cannot be guaranteed. Distribution payments of the Fund, where applicable, may at the sole discretion of the Manager, be made out of either income and/or net capital gains or capital of the Fund. As a result, it may reduce the Fund's net asset value. The dividend yields and payouts are not guaranteed and might change depending on the market conditions or at the Manager's discretion. Investment involves risks including the possible loss of principal amount invested and risks associated with investment in emerging and less developed markets. The Fund may invest in financial derivative instruments and/or structured products and be subject to various risks (including counterparty, liquidity, credit and market risks etc.). Past performance, or any prediction, projection or forecast, is not indicative of future performance. Investors should read the Prospectus obtainable from Allianz Global Investors Singapore Limited or any of its appointed distributors for further details including the risk factors, before investing. This publication has not been reviewed by the Monetary Authority of Singapore (MAS). MAS authorization/recognition is not a recommendation or endorsement. The issuer of this publication is Allianz Global Investors Singapore Limited (79 Robinson Road, #09-03, Singapore 068897, Company Registration No. 199907169Z).