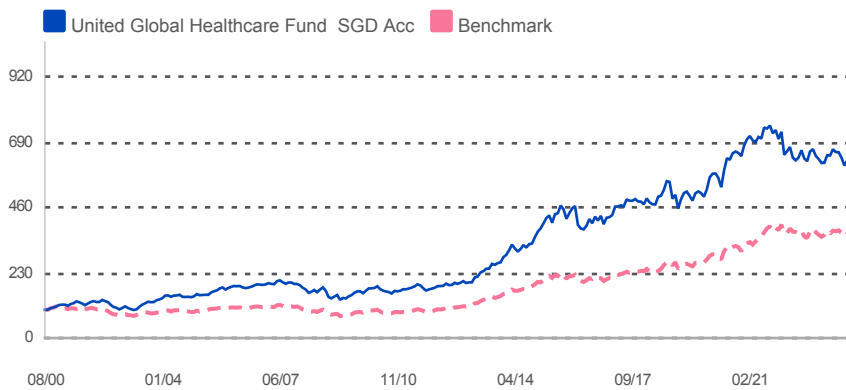


United Global Healthcare Fund

Investment Objective

The investment objective of the Fund is to achieve long term capital growth by investing in securities issued by companies principally involved in the development, production or distribution of products, equipment and/or services related to healthcare, in any part of the world. Such investments would include investing in sub-sectors of the healthcare industry such as medical products, health services, major pharmaceuticals, specialty major pharmaceuticals, and specialty pharmaceuticals.

Fund Performance Since Inception in Base Currency



Fund performance is calculated on a NAV to NAV basis.
Benchmark: MSCI ACWI Healthcare

Performance By Share Class	Cumulative Performance (%)				Annualised Performance (%)			
	1M	3M	6M	1Y	3Y	5Y	10Y	Since Incept
SGD Acc								
Fund NAV to NAV	2.97	9.21	4.43	10.82	-0.61	6.00	7.59	8.53
Fund (Charges applied [^])	-2.18	3.74	-0.80	5.28	-2.29	4.91	7.04	8.29
Benchmark	2.99	10.03	6.93	13.68	7.19	9.38	9.05	6.15
A SGD Acc (Hedged)								
Fund NAV to NAV	2.21	7.97	4.03	9.38	-1.80	--	--	6.89
Fund (Charges applied [^])	-2.90	2.57	-1.17	3.91	-3.46	--	--	5.68
Benchmark	2.99	10.03	6.93	13.68	7.19	--	--	9.87

Source: Morningstar. Performance as at 29 February 2024, SGD basis, with dividends and distributions reinvested, if any. Performance figures for 1 month till 1 year show the % change, while performance figures above 1 year show the average annual compounded returns. Since inception performance under 1 year is not annualised.

[^]Includes the effect of the current subscription fee that is charged, which an investor might or might not pay.

Fund Information

Fund Size
SGD 604.32 mil
USD 449.44 mil

Base Currency
SGD

Fund Ratings



as of 29 February 2024

Contact Details

UOB Asset Management Ltd
80 Raffles Place #03-00
UOB Plaza 2
Singapore 048624

Hotline

1800 22 22 228(8am to 8pm daily, Singapore time)

Email

uobam@UOBGroup.com

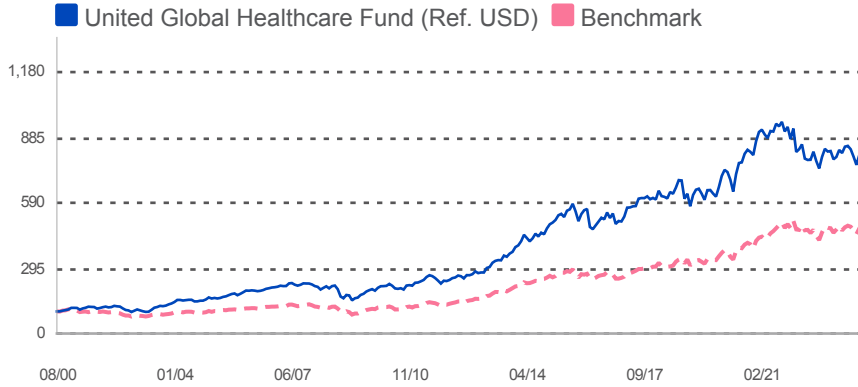
Website

uobam.com.sg



United Global Healthcare Fund

Fund Performance Since Inception in US Dollar



Fund performance is calculated on a NAV to NAV basis.
Benchmark: MSCI ACWI Healthcare

Performance By Share Class	Cumulative Performance (%)				Annualised Performance (%)			
	1M	3M	6M	1Y	3Y	5Y	10Y	Since Incept
Ref USD								
Fund NAV to NAV	2.35	8.39	4.89	10.95	-0.97	6.10	6.95	9.66
Fund (Charges applied [^])	-2.77	2.97	-0.35	5.40	-2.65	5.02	6.40	9.42
Benchmark	2.36	9.21	7.40	13.81	6.80	9.49	8.40	7.25

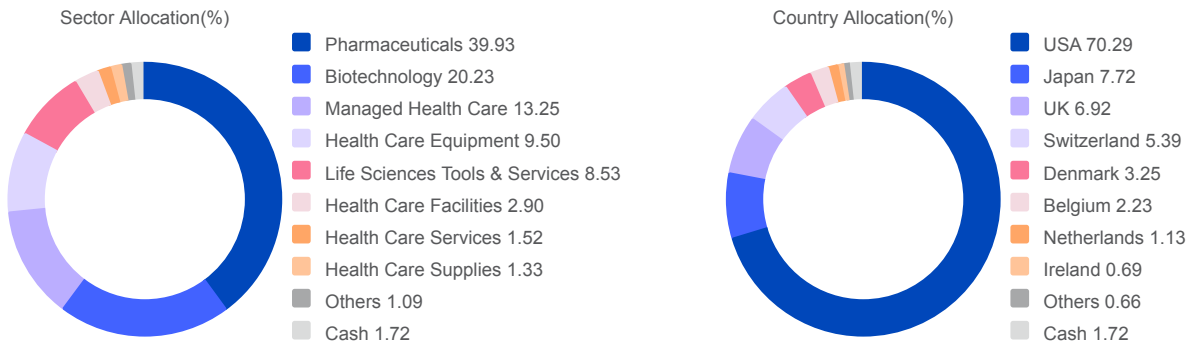
Source: Morningstar. Performance as at 29 February 2024, US Dollar basis, with dividends and distributions reinvested, if any. Performance figures for 1 month till 1 year show the % change, while performance figures above 1 year show the average annual compounded returns. Since inception performance under 1 year is not annualised.

[^]Includes the effect of the current subscription fee that is charged, which an investor might or might not pay.



United Global Healthcare Fund

Portfolio Characteristics



Top 10 Holdings(%)

ELI LILLY & CO	8.64	DAIICHI SANKYO CO LTD	2.92
UNITEDHEALTH GROUP INC	6.80	DANAHER CORP	2.73
MERCK & CO INC	5.52	PFIZER INC	2.73
ASTRAZENECA PLC	4.96	THERMO FISHER SCIENTIFIC INC	2.53
NOVARTIS AG	4.46	ELEVANCE HEALTH INC	2.51

Share Class Details

Share Class	NAV Price	Bloomberg Ticker	ISIN Code	Inception Date	Subscription mode
SGD Acc	SGD 6.513	UNIGHCI SP	SG9999001176	Aug 00	Cash, SRS
A SGD Acc (Hedged)	SGD 1.341	UNIGASH SP	SGXZ57979304	Aug 19	Cash, SRS
Ref USD	USD 4.844	UNIGHCU SP	SG9999001176	Aug 00	Cash

Share Class	Min. initial investment	Min. subsequent investment	Subscription fee(%)	Annual management fee(%)
SGD Acc	SGD 1,000	SGD 500	5	1.75
A SGD Acc (Hedged)	SGD 1,000	SGD 500	5	1.75
Ref USD	USD 1,000	USD 500	5	1.75

United Global Healthcare Fund

Important Notice & Disclaimers

Investors should consider carefully whether to subscribe for units in the base currency of the Fund or for units in various classes which are denominated in their respective currencies. The difference in the performances of the Fund in various currencies, if applicable, is a reflection of fluctuating exchange rates during the relevant period.

A prospectus for the fund(s) (the "Fund(s)") may be obtained from the Manager or any of its appointed distributors. Investors should read the prospectus before deciding whether to subscribe for or purchase units in the Fund(s) ("Units"). All applications for Units must be made on application forms accompanying the prospectus or otherwise as described in the prospectus. **Past performance of the Fund(s) or the Manager and any prediction, projection or forecast on the economy or markets are not necessarily indicative of the future or likely performance of the Fund(s) or the Manager.** Any extraordinary performance may be due to exceptional circumstances which may not be sustainable. The value of Units and any income from the Fund(s) may fall as well as rise, and is likely to have high volatility due to the investment policies and/or portfolio management techniques employed by the Fund(s). The above information is strictly for general information only and must not be construed as an offer or solicitation to deal in Units, nor a recommendation to invest in any company mentioned herein. Investments in unit trusts are not obligations of, deposits in, or guaranteed or insured by UOB, UOBAM, or any affiliates or distributors. The Fund may use or invest in financial derivative instruments and you should be aware of the risks associated with investments in financial derivative instruments which are described in the Fund's prospectus. An investment in unit trusts is subject to investment risks and foreign exchange risks, including the possible loss of the principal amount invested. Investors may wish to seek advice from a financial adviser before making a commitment to invest in Units. In the event an investor chooses not to seek advice from a financial adviser, the investor should consider carefully whether the Fund(s) is/are suitable for him.

UNITED GLOBAL HEALTHCARE FUND (the "Fund") is passported under the ASEAN Collective Investment Scheme Framework in Malaysia. This factsheet is not intended to be an offer or invitation to subscribe or purchase any securities. The information contained herein has been obtained from various sources believed in good faith to be reliable; however, no warranty, representation or guarantee is given for its accuracy or completeness. The information contained herein is for your reference and illustration only. You should be aware that investments in the Fund carry risks. An outline of some of the risks is contained in the Prospectus dated 6th August 2019, which expires on 5 August 2020 ("Prospectus") and the Product Highlights Sheet dated 6th August 2019 ("Product Highlights Sheet"). The specific risks associated to the Fund include equity risk, warrant risk, currency risk, country risk, liquidity risk, credit/default risk & interest rate risk as contained in the Prospectus and Product Highlights Sheet and although attempts have been made to disclose all possible risks involved, the Fund may still be subject to inherent risk that may arise beyond our reasonable contemplation. The Fund may be wholly unsuited for you, if you are adverse to the risk arising out of and/ or in connection with the Fund. You should seek your own financial advice from an appropriately licensed adviser before investing.

The Product Highlights Sheet is available for the Fund and investors have the right to request for a copy of it. Investors are advised to read and understand the contents of the Product Highlights Sheet, and the Prospectus including any supplementary prospectus thereof or replacement prospectus, as the case may be. The Prospectus has been registered and lodged, and the Product Highlights Sheet has also been lodged, with the Securities Commission Malaysia, who takes no responsibility for its contents. For copies of the Prospectus and Product Highlights Sheet, please visit UOB Asset Management (Malaysia) Berhad or its authorised distributors' offices to obtain a copy. Any issue of units will only be made upon receipt of an application form as referred to in and accompanying the Product Highlight Sheet and the Prospectus. There are fees and charges involved when investing in the funds. Please consider the fees and charges involved before investing. Unit prices and income distribution, if any, may rise or fall and past performance of the Fund is not an indication of its future performance. Where unit trust loan financing is available, you are advised to read and understand the contents of the unit trust loan financing risk disclosure statement before deciding to borrow to purchase units. Neither UOB Asset Management Ltd and/or UOB Asset Management (Malaysia) Berhad nor its authorised distributors or agents guarantees any returns on the investments.

MSCI Data are exclusive property of MSCI. MSCI Data are provided "as is", MSCI bears no liability for or in connection with MSCI Data. MSCI full disclaimer at [msci.com/notice-and-disclaimer-for-reporting-licenses](https://www.msci.com/notice-and-disclaimer-for-reporting-licenses).

This advertisement has not been reviewed by the Monetary Authority of Singapore.

UOB Asset Management Ltd Company Reg No. 198600120Z